



UL = ULTRALIFT
H = Altezza sotto gancio
 Height under hook
 Hauteur sous crochet
 Höhe unter dem Haken A
 Высота под крюком



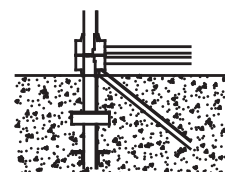
A4FEM1.001



B



C



D

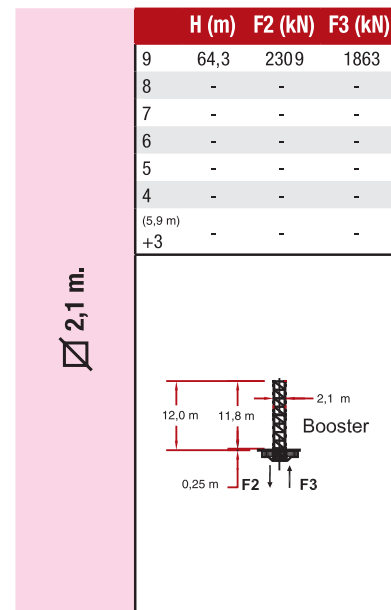
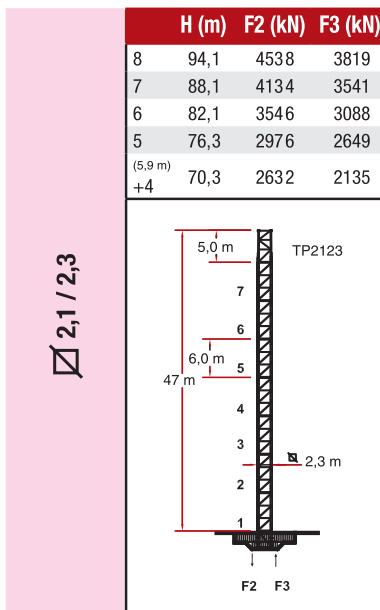
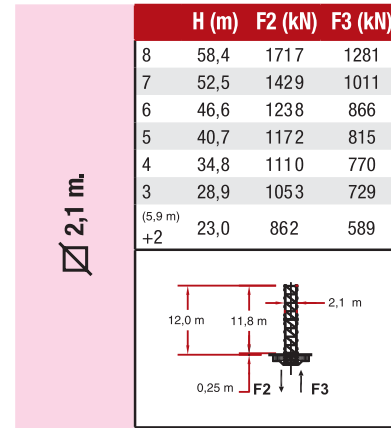
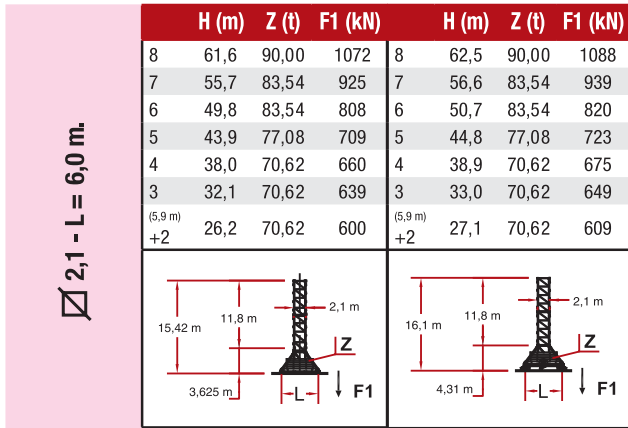


RAMONDI CRANES
 Building Tower Cranes Since 1946

CONFIGURAZIONE TORRE - REAZIONI

TOWER CONFIGURATION - REACTIONS / CONFIGURATION TOUR - RÉACTIONS /

KONFIGURAZION MIT TURM – REAKTIONEN / КОНФИГУРАЦИЯ БАШНИ – РЕАКЦИИ



Attenersi alla zavorra indicata / Comply with the specified ballast / S'en tenir au lest indiqué / Unbedingt die angegebenen Ballastwerte einhalten / Соблюдать указанный балласт

DIAGRAMMA DI PORTATA

RANGE DIAGRAM / DIAGRAMME DE CHARGE UTILE / BELASTBARKEITSDIAGRAMM /
 ДИАГРАММА ГРУЗОПОДЪЕМНОСТИ



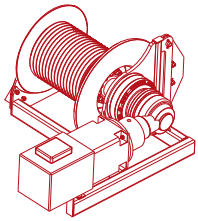
15	12000	12000	12000	12000	12000	12000	12000	12000	12000	14000	14000	14000	14000	14000	14000	14000	14000	14000
16	12000	12000	12000	12000	12000	12000	12000	12000	12000	14000	14000	14000	14000	14000	14000	14000	14000	13179
18	12000	12000	12000	12000	12000	12000	12000	12000	11486	14000	14000	14000	14000	14000	14000	14000	13874	11485
20	12000	12000	12000	12000	12000	12000	12000	12000	10148	14000	14000	14000	14000	14000	13744	13555	12285	10148
22	12000	12000	12000	12000	12000	12000	12000	10999	9066	14000	13672	13392	13058	12710	12319	12148	10999	9605
24	12000	12000	12000	11817	11500	11142	10986	9937	8171	12809	12378	12122	11816	11499	11142	10985	9937	8171
26	11687	11290	11055	10774	10482	10153	10010	9045	7420	11687	11290	11054	10773	10482	10153	10009	9044	7420
28	10731	10364	10146	9885	9615	9311	9178	8284	6780	10731	10363	10154	9885	9615	9310	9177	8284	6780
30	9907	9565	9362	9120	8868	8585	8461	7629	6229	9907	9565	9362	9119	8868	8584	8460	7628	6228
32	9189	8869	8679	8453	8218	7952	7836	7058	5707	9189	8869	8672	8452	8217	7952	7836	7058	5776
34	8559	8258	8079	7867	7646	7396	7288	6557	5320	8558	8257	8079	7866	7645	7396	7287	6642	5382
36	8000	7716	7548	7347	7139	6904	6802	6112	4978	8000	7716	7548	7347	7139	7000	6933	6221	5033
38		7233	7074	6884	6687	6465	6368	5803	4672		7233	7074	7000	6891	6648	6519	5846	4722
40		6800	6649	6469	6282	6071	6000	5471	4398		7000	6948	7000	6501	6270	6148	5509	4443
42			6265	6094	6000	5907	5784	5171	4151			6565	7000	6149	5929	5813	5205	4191
44			6000	6000	5816	5601	5483	4900	3927			6217	6026	5829	5619	5509	4929	3962
46			5900	5722	5527	5322	5210	4652	3722			5900	5726	5538	5338	5232	4678	3754
48				5450	5263	5067	4960	4425	3535				5452	5271	5080	4978	4448	3563
50				5200	5021	4833	4730	4217	3363				5200	5027	4843	4746	4237	3388
52					4798	4617	4518	4026	3205					4801	4625	4531	4043	3227
54					4591	4418	4322	3848	3059					4593	4423	4333	3863	3078
56					4400	4233	4140	3684	2923					4400	4236	4149	3696	2940
58						4060	3972	3531	2727						4062	3978	3541	2811
60						3900	3814	3389	2679						3900	3819	3396	2692
62							3667	3255	2569							3670	3261	2580
64							3529	3131	2467							3530	3135	2475
66							3400	3014	2370							3400	3016	2376
68								2904	2279								2905	2284
70								2800	2194								2800	2197
72									2113									2115
74									2037									2037
75									2000									2000

UL [ULTRALIFT]

Con il sistema LTRALIFT tutte le portate intermedie aumentano il carico del 10%
 All intermediate loads are increased of 10% if the crane is equipped with ULTRALIFT control
 Les charges intermediaires sont augmentes de 10% si la grue est ééquipée avec controle ULTRALIFT
 Mit dem ULTRALIFT-System erhöhen alle Zwischenbelastbarkeiten die Last um 10%
 с системой ultralift все промежуточные грузоподъемности увеличиваются на 10%



CARATTERISTICHE AZIONAMENTI PRINCIPALI

MAIN DRIVE CHARACTERISTICS / CARACTÉRISTIQUES ACTIONNEMENTS PRINCIPAUX /
HAUPTBEDIENUNGSEIGENSCHAFTEN / ХАРАКТЕРИСТИКА ГЛАВНЫХ ПРИВОДОВCV-ch
Ps-hp

380 VOLT ± 5%

P



10,0 T 60HP 5/10VF	60	45	250 450 LB	1	5000	8	10000	4					
				2	5000	18	10000	9					
				3	5000	30	10000	15					
				4	3500	48	7000	24					
				5	2400	60	4800	30					
				0 - 750 (*)	80 (*)	0 - 1500 (*)	40 (*)						
12,0 T 75HP 6/12VF	75	55	300 500 LB	1	6000	8	12000	4					
				2	6000	24	12000	12					
				3	6000	40	12000	20					
				4	3600	64	7200	32					
				5	2500	80	5000	40					
				0 - 1000 (*)	104 (*)	0 - 2000 (*)	52 (*)						
14,0 T 75 HP 7/14VF	75	55	300 500 LB	1	7000	8	14000	4					
				2	7000	24	14000	12					
				3	7000	40	14000	20					
				4	3600	64	7200	32					
				5	2500	80	5000	40					
				0 - 1000 (*)	104 (*)	0 - 2000 (*)	52 (*)						
16,0 T 75 HP 8/16VF	75	55	250 450 LB	1	8000	6	16000	3					
				2	8000	20	16000	10					
				3	8000	34	16000	17					
				4	4000	52	8000	26					
				5	2500	70	5000	35					
				0 - 1200 (*)	84 (*)	0 - 2400 (*)	42 (*)						
14,0 T 100HP 7/14VF	100	73,5	700 LB	1	7000	8	14000	4					
				2	7000	30	14000	15					
				3	7000	52	14000	26					
				4	3750	92	7500	46					
				5	2500	136	5000	68					
16,0 T 100HP 8/16VF	100	73,5	700 LB	1	8000	8	16000	4					
				2	8000	30	16000	15					
				3	8000	52	16000	26					
				4	4000	92	8000	46					
				5	2500	136	5000	68					

08 / 05 - 2000 n. 2000/14/CE

ROTAZIONE
SLEWING0,26 / 0,48 / 0,7 min⁻¹

P = 4 X 4 kW

CARRELLO
TROLLEY13,0 / 35,0 / 56 m/min
PROGRESSIVO - PROGRESSIVE -
ПРОГРЕССИВНЫЙ

P = 6,6 kW

TRASLAZIONE
TRASLATION

19 m/min

P = 4 X 4 kW

(*) VELOCITÀ REGOLATA AUTOMATICAMENTE
DA SENSORE DI CORRENTE
SPEED AUTOMATICALLY CONTROLLED
BY A CURRENT SENSOR
VITESSE RÉGLÉE AUTOMATIQUEMENT
PAR CAPTEUR DE COURANT
AUTOMATISCH DURCH STROMSENSOR
GEREGELTE GESCHWINDIGKEIT
СКОРОСТЬ АВТОМАТИЧЕСКИ
РЕГУЛИРУЕТСЯ ДАТЧИКОМ ТОКА



RAMONDI CRANES

Building Tower Cranes Since 1946

PESI E INGOMBRI








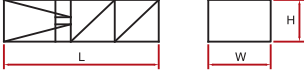


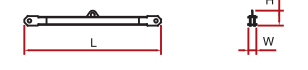
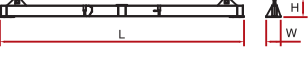




PACKING LIST/ LISTE DE COLISAGE / GEWICHT UND ABMESSUNGEN / ВЕС И ГАБАРИТНЫЕ РАЗМЕРЫ

Pos. Item	Pezzi Pieces	Denominazione Description	Schizzo Sketch	Dimensioni Dimensions			Peso Weight		
				L	W	H	Unit	Total	
1	1	Elemento di freccia Jib element Elément deèche Elemento de flecha Элемент стрелы	n° 1		6,200	1,500	1,670	941	-
	2		n° 2-5		6,240	1,500	1,670	895	1790
	1		n° 3		4,240	1,500	1,670	602	-
	1		n° 4		6,240	1,500	1,670	1000	-
	4		n° 6-7 7A-8		6,240	1,500	1,650	745	-
	1		n° 9		6,240	1,500	1,650	813	-
	2		n° 10-11		6,240	1,500	1,630	560	-
	1		n° 12		4,200	1,500	1,610	328	-
	1		n° 13		2,210	1,500	1,610	178	-
		1	Puntale freccia Jib point - Elément pointe Puntal de flecha - Наконечник стрелы		0,740	1,510	0,340	78	-
2	1	Cuspide A frame - Pointe Cúspide - Шпиль		9,500	1,550	0,800	3500	-	
3	1	Elemento controfreccia esterno porta argano sollevamento External counterjib section with hoisting winch Contreflèche extérieure porte treuil Elemento contraflecha externo porta cabrestante elevación Наружный элемент контрстрелы, несущий подъемную лебедку		7,100	2,270	2,040	3600	-	
4	1	Elemento interno controfreccia Internal counterjib section Contreflèche intérieure Elemento interno contraflecha Внутренний элемент контрстрелы		11,830	2,270	1,100	2100	-	
5	1	Controfreccia completa Complete counterjib Contreflèche complète Contraflecha completa Полная контрстрела		18,830	2,270	2,040	7000	-	
6	1	Coda telaio girevole Switchboard support frame Support de l'armoire électrique Cola bastidor giratoria Поворотный хвост станины		2,470	1,700	2,530	1300	-	
7	1	Gruppo rotazione Slewing table Table tournante Grupo rotación Узел вращения		2,300	2,540	2,270	5500	-	
8	1	Ballatoio cabina, cabina access balcony, cabin Porte cabine Balcón corrido cabina, cabina Площадка кабины, кабина		3,450	2,000	2,240	930	-	
9	1	Assieme montato pos. 6-7-8 assembly of pos. 6-7-8 Groupe 6-7-8 Conjunto montado pos. 6-7-8 Монтированный сборочный узел поз. 6-7-8		5,890	4,240	3,350	8180	-	



PESI E INGOMBRI

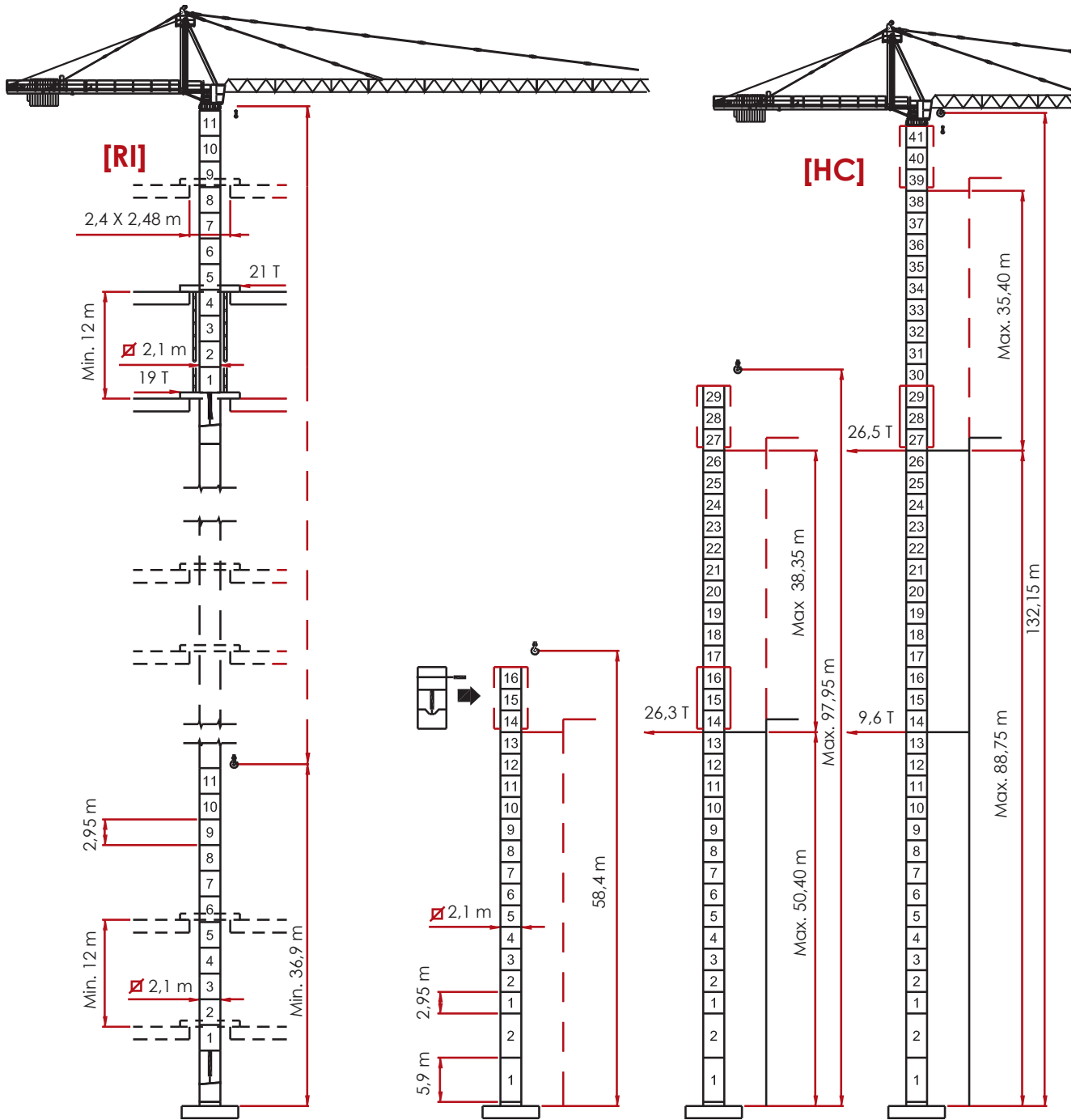
PACKING LIST / LISTE DE COLISAGE / GEWICHT UND ABMESSUNGEN / ВЕС И ГАБАРИТНЫЕ РАЗМЕРЫ

Pos. Item	Pezzi Pieces	Denominazione Description	Schizzo Sketch	Dimensioni Dimensions			Peso Weight		
				L	W	H	Unit	Total	
10	11	Blocchi di contrappeso Counterweight block Contre-poids Bloques de contrapeso Блоки противовеса		AW	2,870	1,200	0,275	2022	22242
	1			BW	1,815	1,200	0,275	1296	-
11	-	Elemento di torre Tower element Elément de mature Elemento de torre Башенный элемент		GR5S	5,90	2,300	2,300	3450	-
12	-				2,95	2,300	2,300	1900	-
13	-	Elemento di torre Tower element Elément de mature Elemento de torre Башенный элемент		GR6	5,000	2,325	2,320 H1 2,300	3000	-
14	-				6,000	2,325	2,320	5555	-
15	1	Elemento di base Base element Mat de base Elemento de base Элемент основания			3,000	2,400	2,400	1950	-
16	1	Gabbia di montaggio Climbing cage Cage de montage Jaula de montaje Монтажная клеть			8,530	3,100	2,300	7670	-
17	1	Tronchetto di fondazione Expendable foundation element Elément a sceller Tronco de fundación Ствол основания			1,820	2,400	2,400	1370	-
18	4	Gambe di fondazione Fixing angles Pieds de scellement Patras de fundación Ножки основания			1,820	0,470	0,470	280	1120
19	4	Puntoni di base Obliqual legs Jambes de force Cabrios de base Стойки основания			3,770	0,230	0,260	340	1360
20	1	Trave principale della crociera di base Base main beam Poutre de chassis de base Viga principal de la cruceta de base Главная балка крестовины основания			8,900	0,720	0,760	1650	-
21	2	Semitrave della crociera di base Half base beam Semipoutre de chassis de base Media viga de la cruceta de base Полубалка крестовины основания			4,350	0,600	0,760	750	1500
22	4	Bilancino di traslazione motorizzato Driven bogie Boggie motorisée Balancin de traslación motorizado Приводной балансир горизонтального перемещения			1,750	0,705	0,790	1000	4000
23	1	Blocco di zavorra Base ballast block Lest de base Bloque de lastre Блок балласта		3G	4,200	0,320	1,400	3230	--
	1			3H	5,200	0,400	1,400	6240	--



ALTRE INSTALLAZIONI - [RI] 2,1/45 - [HC] 2,1/45

LOADING PLAN / AUTRES INSTALLATIONS / LADEPLAN / ДРУГИЕ УСТАНОВКИ




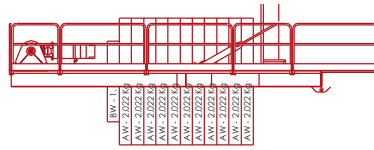
- | | | | | | |
|-------------|-----------------------|---------------------------|----------------------|----------------------------|---------------------------------------|
| [RI] | GRU IN
CAVEDIO | TÉLESCOPAGE SUR
DALLES | CLIMBING CRANE | KLETTERKRANE IM
GEBÄUDE | Поднимающийся на
плитах перекрытия |
| [HC] | SOPRALZO
IDRAULICO | TELESCOPABLE | EXTERNAL
CLIMBING | KLETTERKRANE | ГИДРАВЛИЧЕСКОЕ
НАРАЩИВАНИЕ |



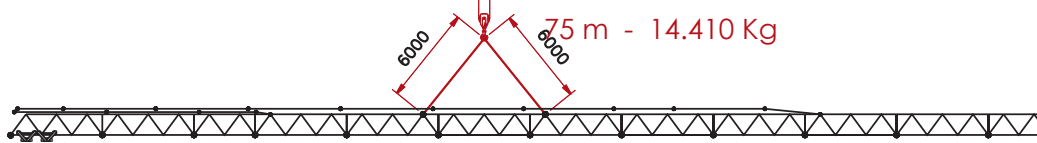
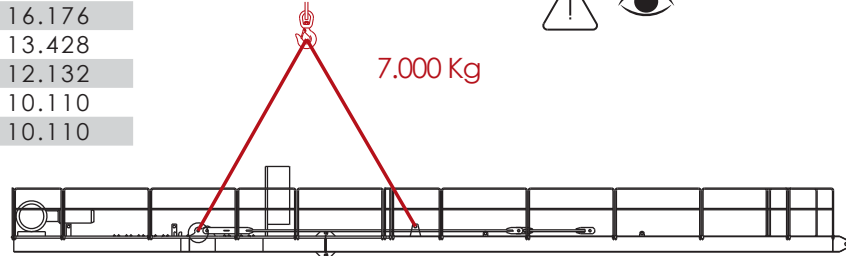
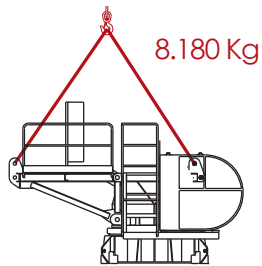
CONTRAPPESI - MONTAGGIO E PUNTI D'IMBRACAGGIO

COUNTERWEIGHTS – ASSEMBLY AND SLINGING POINTS / CONTREPOIDS – MONTAGE ET POINTS D'ÉLINGAGE / GEGENGEWICHTE – MONTAGE UND ANSCHLAGPUNKTE / ПРОТИВОВЕСЫ – УСТАНОВКА И ТОЧКИ КРЕПЛЕНИЯ

m		Kg.Totali
75.0	11A + 1B	23.538
70.0	10A + 1B	21.516
66.0	10A	20.220
60.0	8A + 1B	17.462
56.0	8A	16.176
50.0	6A + 1B	13.428
46.0	6A	12.132
40.0	5A	10.110
36.0	5A	10.110



AW 2.022 Kg
BW 1.296 Kg



BILANCIAMENTO
CONTRAPPESI

COUNTERWEIGHT
BALANCING

ÉQUILIBRAGE
CONTREPOIDS

AUSWUCHTUNG DER
GEGENGEWICHTE

БАЛАНСИРОВКА
ПРОТИВОВЕСОВ



VERIFICARE I PUNTI DI
IMBRACAGGIO

SLINGING POINT CHECK

VÉRIFICATION DES
POINTS D'ÉLINGAGE

ÜBERPRÜFUNG DER
ANSCHLAGPUNKTE

ПРОВЕРКА ТОЧЕК
КРЕПЛЕНИЯ



ATTENERSI AL NUMERO E
TIPO DI BLOCCHI DI
CONTRAPPEO INDICATO
IN TABELLA

PLEASE COMPLY WITH
THE NUMBER AND TYPE OF
COUNTERWEIGHT BLOCKS
GIVEN IN THE CHART

S'EN TENIR AU NOMBRE
ET AU TYPE DE BLOCS DE
CONTREPOIDS INDIQUÉ
DANS LE TABLEAU

DIE ANZAHL UND
DEN TYP DER IN DER
TABELLE ANGEGEBENEN
GEGENGEWICHTSBLOCKE
EINHALTEN

СОБЛЮДАТЬ
КОЛИЧЕСТВО И МОДЕЛЬ
ПЛИТ ПРОТИВОВЕСА,
УКАЗАННЫХ В ТАБЛИЦЕ



RAIMONDICRANES S.p.A.
CORSO GARIBALDI n° 253
20025 LEGNANO [MI] - ITALY

ER 240 [REV. 00.2010] ADL / TECHNICAL DEPARTEMENT
I DATI OGGETTO DELLA PRESENTE SCHEDA POTREBBERO
SUBIRE MODIFICHE SENZA PREAVVISO

INFO



PROJECT

☎ 0039. 0331.548061
☎ 0039. 0331.450400

DISTRIBUTORE .DEALER .DISTRIBUTEUR .VERTEILER .ДИЛЕР



S.A.T.

☎ 0039.0331.548061.258



www.raimondicranes.com
info@raimondicranes.com



RAIMONDI CRANES

Building Tower Cranes Since 1946