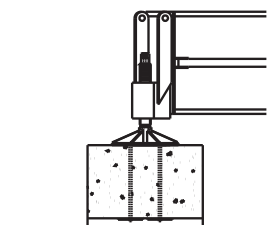
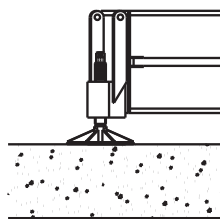


A4FEM1.001

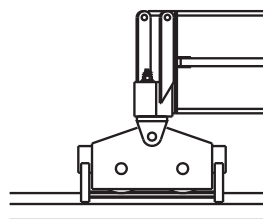
UL = ULTRALIFT
 H = Altezza sotto gancio
 Height under hook
 Hauteur sous crochet
 Höhe unter dem Haken A
 Высота под крюком



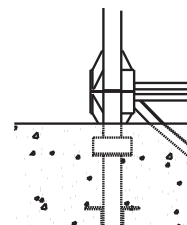
A



E



B



D



RAIMONDI CRANES
 Building Tower Cranes Since 1946



CONFIGURAZIONE TORRE - REAZIONI

TOWER CONFIGURATION - REACTIONS / CONFIGURATION TOUR - RÉACTIONS / KONFIGURAZION MIT TURM – REAKTIONEN / КОНФИГУРАЦИЯ БАШНИ – РЕАКЦИИ

∅ 1,7 - L = 3,8 m.

| H (m) | Z (t) | F1 (kN) | H (m) | Z (t) | F1 (kN) | H (m) | Z (t) | F1 (kN) |
|---------|-------|---------|---------|-------|---------|---------|-------|---------|
| 6 | - | - | 6 | - | - | 6 | - | - |
| 5 | - | - | 5 | - | - | 5 | - | - |
| 4 | 37,7 | 98,78 | 4 | 37,1 | 94,40 | 4 | 37,4 | 94,40 |
| 3 | 31,8 | 81,08 | 3 | 31,2 | 82,60 | 3 | 31,5 | 82,60 |
| 2 | 25,9 | 81,08 | 2 | 25,3 | 82,60 | 2 | 25,6 | 82,60 |
| (5,9 m) | 20,0 | 81,08 | (5,9 m) | 19,4 | 82,60 | (5,9 m) | 19,7 | 82,50 |
| +1 | | | +1 | | | +1 | | |

∅ 1,7 m.

| H (m) | F2 (kN) | F3 (kN) | |
|---------|---------|---------|------|
| 6 | 47,8 | 1392 | 1185 |
| 5 | 41,9 | 994 | 745 |
| 4 | 36,0 | 830 | 675 |
| 3 | 30,1 | 740 | 580 |
| 2 | 24,2 | 694 | 553 |
| (5,9 m) | 18,3 | 516 | 435 |
| +1 | | | |

∅ 1,7 - L = 4,5 m.

| H (m) | Z (t) | F1 (kN) | H (m) | Z (t) | F1 (kN) | H (m) | Z (t) | F1 (kN) |
|---------|-------|---------|---------|-------|---------|---------|-------|---------|
| 6 | - | - | 6 | - | - | 6 | - | - |
| 5 | 43,7 | 86,98 | 5 | 43,1 | 88,5 | 5 | 43,3 | 88,5 |
| 4 | 37,8 | 75,18 | 4 | 37,2 | 70,8 | 4 | 37,4 | 70,8 |
| 3 | 31,9 | 69,28 | 3 | 31,3 | 64,9 | 3 | 31,5 | 64,9 |
| 2 | 26,0 | 69,28 | 2 | 25,4 | 64,9 | 2 | 25,6 | 64,9 |
| (5,9 m) | 20,1 | 69,28 | (5,9 m) | 19,5 | 64,9 | (5,9 m) | 19,7 | 64,9 |
| +1 | | | +1 | | | +1 | | |



Attenersi alla zavorra indicata
 Comply with the specified ballast
 S'en tenir au lest indiqué
 Unbedingt die angegebenen
 Ballastwerte einhalten
 Соблюдать указанный
 балласт

∅ 1,7 - L = 6,0 m.

| H (m) | Z (t) | F1 (kN) | H (m) | Z (t) | F1 (kN) | H (m) | Z (t) | F1 (kN) |
|---------|-------|---------|---------|-------|---------|---------|-------|---------|
| 5 | 49,6 | 75,18 | 5 | 49,0 | 76,7 | 5 | 49,2 | 76,7 |
| 4 | 43,7 | 69,28 | 4 | 43,1 | 64,9 | 4 | 43,3 | 64,9 |
| 3 | 37,8 | 57,48 | 3 | 37,2 | 53,1 | 3 | 37,4 | 53,1 |
| 2 | 31,9 | 57,48 | 2 | 31,3 | 53,1 | 2 | 31,5 | 53,1 |
| (5,9 m) | 26,0 | 45,68 | (5,9 m) | 25,4 | 41,3 | (5,9 m) | 25,6 | 41,3 |
| +1 | | | +1 | | | +1 | | |

∅ 2,1 - L = 6,0 m.

| H (m) | Z (t) | F1 (kN) | H (m) | Z (t) | F1 (kN) |
|---------|-------|---------|---------|-------|---------|
| 5 | 58,8 | 83,54 | 5 | 59,3 | 83,54 |
| 4 | 52,9 | 70,62 | 4 | 53,4 | 70,62 |
| 3 | 47,0 | 64,16 | 3 | 47,5 | 64,16 |
| 2 | 41,1 | 51,24 | 2 | 41,6 | 51,24 |
| (5,9 m) | 35,2 | 38,32 | (5,9 m) | 35,7 | 38,32 |
| +1 | | | +1 | | |

N.B. (H) è comprensiva del telaio di spinta da (1,5 m).

∅ 2,1 m.



| H (m) | F2 (kN) | F3 (kN) | |
|---------|---------|---------|------|
| 5 | 55,2 | 1737 | 1422 |
| 4 | 49,3 | 1563 | 1254 |
| 3 | 43,4 | 1207 | 912 |
| 2 | 37,5 | 898 | 617 |
| (5,9 m) | 31,6 | 692 | 385 |
| +1 | | | |

N.B. (H) è comprensiva del telaio di spinta da (1,5 m).



DIAGRAMMA DI PORTATA

RANGE DIAGRAM / DIAGRAMME DE CHARGE UTILE / BELASTBARKEITSDIAGRAMM /
 ДИАГРАММА ГРУЗОПОДЪЕМНОСТИ

| |  6.000 Kg. / 3.000 Kg. | | | | | |  8.000 Kg. / 4.000 Kg. | | | | | |
|-------|---|------|------|------|------|------|---|------|------|------|------|------|
| | 30 | 36 | 42 | 48 | 54 | 60 | 30 | 36 | 42 | 48 | 54 | 60 |
| 1,7 ▶ | 28.6 | 27.7 | 26.7 | 24.8 | 23.5 | 21.6 | 22.3 | 21.7 | 21.0 | 19.6 | 18.6 | 17.2 |
| 12 | 6000 | 6000 | 6000 | 6000 | 6000 | 6000 | 8000 | 8000 | 8000 | 8000 | 8000 | 8000 |
| 14 | 6000 | 6000 | 6000 | 6000 | 6000 | 6000 | 8000 | 8000 | 8000 | 8000 | 8000 | 8000 |
| 16 | 6000 | 6000 | 6000 | 6000 | 6000 | 6000 | 8000 | 8000 | 8000 | 8000 | 8000 | 8000 |
| 18 | 6000 | 6000 | 6000 | 6000 | 6000 | 6000 | 8000 | 8000 | 8000 | 8000 | 8000 | 7638 |
| 20 | 6000 | 6000 | 6000 | 6000 | 6000 | 6000 | 8000 | 8000 | 8000 | 7833 | 7393 | 6763 |
| 22 | 6000 | 6000 | 6000 | 6000 | 6000 | 5876 | 8000 | 7878 | 7595 | 7023 | 6625 | 6054 |
| 24 | 6000 | 6000 | 6000 | 6000 | 5861 | 5314 | 7367 | 7134 | 6875 | 6353 | 5989 | 5468 |
| 26 | 6000 | 6000 | 6000 | 5703 | 5345 | 4841 | 6723 | 6509 | 6270 | 5789 | 5455 | 4975 |
| 28 | 6000 | 5946 | 5704 | 5236 | 4905 | 4438 | 6174 | 5975 | 5755 | 5309 | 4999 | 4555 |
| 30 | 5700 | 5495 | 5269 | 4834 | 4525 | 4091 | 5700 | 5515 | 5310 | 4895 | 4607 | 4193 |
| 32 | | 5102 | 4891 | 4483 | 4194 | 3788 | | 5115 | 4922 | 4534 | 4264 | 3877 |
| 33 | | 4924 | 4719 | 4324 | 4044 | 3651 | | 4933 | 4747 | 4371 | 4109 | 3734 |
| 34 | | 4756 | 4558 | 4175 | 3903 | 3522 | | 4762 | 4581 | 4217 | 3963 | 3600 |
| 36 | | 4450 | 4263 | 3902 | 3646 | 3286 | | 4450 | 4280 | 3936 | 3696 | 3354 |
| 38 | | | 3999 | 3658 | 3416 | 3075 | | | 4010 | 3685 | 3459 | 3134 |
| 40 | | | 3763 | 3439 | 3209 | 2886 | | | 3768 | 3460 | 3245 | 2937 |
| 42 | | | 3550 | 3242 | 3023 | 2716 | | | 3550 | 3256 | 3052 | 2759 |
| 44 | | | | 3063 | 2854 | 2561 | | | | 3072 | 2877 | 2598 |
| 46 | | | | 2899 | 2700 | 2420 | | | | 2904 | 2718 | 2451 |
| 48 | | | | 2750 | 2559 | 2291 | | | | 2750 | 2572 | 2316 |
| 50 | | | | | 2430 | 2172 | | | | | 2438 | 2193 |
| 52 | | | | | 2310 | 2063 | | | | | 2314 | 2079 |
| 54 | | | | | 2200 | 1962 | | | | | 2200 | 1973 |
| 56 | | | | | | 1868 | | | | | | 1876 |
| 58 | | | | | | 1781 | | | | | | 1785 |
| 60 | | | | | | 1700 | | | | | | 1700 |



+ 100 Kg.

+ 100 Kg.

UL [ULTRALIFT]

Con il sistema ULTRALIFT tutte le portate intermedie aumentano il carico del 10%

All intermediate loads are increased of 10% if the crane is equipped with ULTRALIFT control

Les charges intermediaires sont augmentes de 10% si la grue est équipée avec controle ULTRALIFT

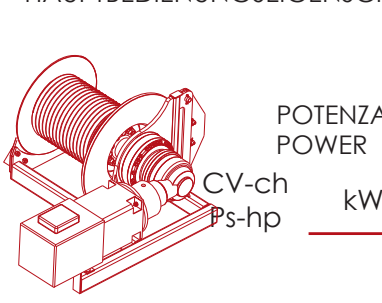
Mit dem ULTRALIFT-System erhöhen alle Zwischenbelastbarkeiten die Last um 10%

с системой ultralift все промежуточные грузоподъемности увеличиваются на 10%



CARATTERISTICHE AZIONAMENTI PRINCIPALI

MAIN DRIVE CHARACTERISTICS / CARACTÉRISTIQUES ACTIONNEMENTS PRINCIPAUX /
HAUPTBEDIENUNGSEIGENSCHAFTEN / ХАРАКТЕРИСТИКА ГЛАВНЫХ ПРИВодОВ


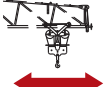



CV-ch
Ps-hp

380 VOLT ± 5%

| | POTENZA POWER | FUNE ROPE | MARCIA STEP | CARICO LOAD | VELOCITÀ SPEED | CARICO LOAD | VELOCITÀ SPEED | |
|-------------------------|------------------|--------------|----------------|----------------|-------------------|----------------|-------------------|------|
| | kW | m. | | Kg. | m/min. | Kg. | m/min. | |
| 6,0 T 40 HP 3/6VF | 40 | 30 | 240 450 LB | 1 | 3000 | 8 | 6000 | 4 |
| | | | | 2 | 3000 | 24 | 6000 | 12 |
| | | | | 3 | 3000 | 38 | 6000 | 19 |
| | | | | 4 | 2000 | 60 | 4000 | 30 |
| | | | | 5 | 1500 | 75 | 3000 | 37,5 |
| | | | | 0 – 600 (*) | 90 (*) | 0 – 1200 (*) | 45 | |
| 8,0 T 40 HP 4/8VF | 40 | 30 | 240 450 LB | 1 | 4000 | 7 | 8000 | 3,5 |
| | | | | 2 | 4000 | 21 | 8000 | 10,5 |
| | | | | 3 | 4000 | 35 | 8000 | 17,5 |
| | | | | 4 | 2200 | 56 | 4400 | 28 |
| | | | | 5 | 1500 | 70 | 3000 | 35 |
| | | | | 0 – 600 (*) | 85 (*) | 0 – 1200 (*) | 42,5 | |
| 8,0 T 60 HP 4/8VF | 60 | 45 | 780 LB | 1 | 4000 | 7 | 8000 | 3,5 |
| | | | | 2 | 4000 | 21 | 8000 | 10,5 |
| | | | | 3 | 4000 | 35 | 8000 | 17,5 |
| | | | | 4 | 3000 | 55 | 6000 | 27,5 |
| | | | | 5 | 2000 | 75 | 4000 | 37,5 |
| | | | | 0 – 750 (*) | 90 (*) | 0 – 1500 (*) | 45 (*) | |

08 /05 - 2000 n. 2000/14/CE

| | | | |
|---|---------------------------|--|---------------------|
|  | ROTAZIONE SLEWING | 0,26 / 0,48 / 0,7 min ⁻¹ | P = 2 X 4 kW |
|  | CARRELLO TROLLEY | 18,8 / 35,2 / 54 m/min PROGRESSIVO - PROGRESSIVE - ПРОГРЕССИВНЫЙ | P = 5,5 kW |
|  | TRASLAZIONE TRASLATION | 20 m/min | P = 2 X 4 kW |

(*) VELOCITÀ REGOLATA AUTOMATICAMENTE
DA SENSORE DI CORRENTE
SPEED AUTOMATICALLY CONTROLLED
BY A CURRENT SENSOR
VITESSE RÉGLÉE AUTOMATIQUEMENT
PAR CAPTEUR DE COURANT
AUTOMATISCH DURCH STROMSENSOR
GEREGELTE GESCHWINDIGKEIT
СКОРОСТЬ АВТОМАТИЧЕСКИ
РЕГУЛИРУЕТСЯ ДАТЧИКОМ ТОКА



PESI E INGOMBRI

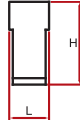











PACKING LIST / LISTE DE COLISAGE / GEWICHT UND ABMESSUNGEN / ВЕС И ГАБАРИТНЫЕ РАЗМЕРЫ

| Pos. Item | Pezzi Pieces | Denominazione Description | Schizzo Sketch | Dimensioni Dimensions | | | Peso Weight | | |
|-----------|--------------|--|----------------|------------------------|-------|-------|--------------|-------|---|
| | | | | L | W | H | Unit | Total | |
| 1 | 1 | Elemento di freccia Jib element Elément deèche Elemento de flecha Элемент стрелы | n° 1 | | 8,985 | 1,385 | 2,290 | 2235 | - |
| | 1 | | n° 2 | | 6,157 | 1,300 | 2,100 | 1036 | - |
| | 1 | | n° 3 | | 6,098 | 1,300 | 2,100 | 958 | - |
| | 1 | | n° 4 | | 6,103 | 1,300 | 2,090 | 838 | - |
| | 1 | | n° 5 | | 6,098 | 1,300 | 1,660 | 744 | - |
| | 1 | | n° 6 | | 6,070 | 1,300 | 1,680 | 669 | - |
| | 1 | | n° 7 | | 6,060 | 1,300 | 1,660 | 566 | - |
| | 1 | | n° 8 | | 6,050 | 1,300 | 1,210 | 516 | - |
| | 1 | | n° 9 | | 2,175 | 1,300 | 1,170 | 161 | - |
| | 1 | | n° 10 | | 4,020 | 1,300 | 1,160 | 242 | - |
| | 1 | | n° 11 | | 1,000 | 1,300 | 1,130 | 360 | - |
| 2 | 1 | Puntale freccia Jib point Elément pointe Puntal de flecha Наконечник стрелы | | 1,315 | 1,290 | 1,525 | 87 | - | |
| 3 | 1 | Controfreccia , argano di sollev., quadro elettrico, carrello freccia etc. Counterjib, hoisting winch, trolley jib, electrical box etc. Contrefleche tournante, treuil de levage, chariot de fleche, armoire electrique etc. Contraflecha, cabrestante de elevación, cuadro eléctrico, carro flecha, etc. Контрстрела, подъем. лебедка, электрощит, тележка стрелы и т. д. | | 13,33 (L1) 11,95 | 2,01 | 2,215 | 8100 7350 | - | |
| | 1 | Controfreccia , argano di sollev., quadro elettrico, carrello freccia, portabloccchi Counterjib, hoisting winch, trolley jib, electrical box etc. Contrefleche, treuil de levage, chariot de fleche, armoire electrique, element terminal Contraflecha, cabrestante de elevación, cuadro eléctrico, carro flecha, portabloques Контрстрела, подъемная лебедка, электрощит, тележка стрелы, блокодержатель | | 16,60 | 2,01 | 2,215 | 8800 | - | |
| 4 | 1 | Girevole, quadro elettrico, porta cabina, etc. Turntable, electrical box, service and access balcony, cabin etc. Plateforme tournante, cabine, armoire elect. Giratorio, cuadro eléctrico, porta-cabina, etc. Поворотная платформа, электрощит, платформа-кабина и т.п. | | 3,450 | 3,83 | 2,19 | 5300 | - | |



PESI E INGOMBRI



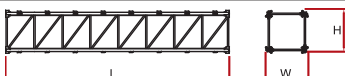

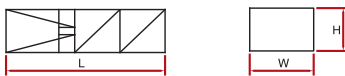


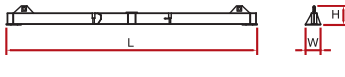



PACKING LIST / LISTE DE COLISAGE / GEWICHT UND ABMESSUNGEN / ВЕС И ГАБАРИТНЫЕ РАЗМЕРЫ

| Pos. Item | Pezzi Pieces | Denominazione Description | Schizzo Sketch | Dimensioni Dimensions | | | Peso Weight | | |
|-----------|--------------|---|--|-----------------------|-------|-------|-------------|-------|------|
| | | | | L | W | H | Unit | Total | |
| 5 | 6 | Blocchi di contrappeso Counterweight block Contre-poids Bloques de contrapeso Блоки противовеса |  A177+3  B177+3 | 1,260 | 0,310 | 2,800 | 2107 | 12642 | |
| | 3 | 1,260 | | 0,230 | 2,800 | 1590 | 4770 | | |
| 6 | - | Elemento di torre Tower element Elément de mature Elemento de torre Башенный элемент |  | 2,950 | 1,900 | 1,700 | 1350 | - | |
| 7 | - | |  | 5,900 | 1,900 | 1,700 | 2295 | - | |
| 8 | - | |  | 11,800 | 1,900 | 1,700 | 4175 | - | |
| 9 | 1 | Tronchetto di fondazione Expendable foundation element Elément a sceller Tronco de fundación Ствол основания |  | 1,465 | 1,980 | 1,980 | 830 | - | |
| 10 | 1 | Trave principale della crociera di base Base main beam Poutre de chassis de base Viga principal de la cruceta de base Главная балка крестовины основания |  | 3,8x3,8mt | 5,534 | 0,780 | 0,870 | 2005 | - |
| | | | | 4,5x4,5mt | 6,524 | 0,780 | 0,960 | 2595 | |
| | | | | 6,0x6,0mt | 8,645 | 0,780 | 0,960 | 3475 | |
| 11 | 2 | Semitrave della crociera di base Half base beam Semipoutre de chassis de base Media viga de la cruceta de base Полубалка крестовины основания |  | 3,8x3,8mt | 2,712 | 0,680 | 0,875 | 1005 | 2010 |
| | | | | 4,5x4,5mt | 3,212 | 0,680 | 0,974 | 1235 | 2470 |
| | | | | 6,0x6,0mt | 4,323 | 0,680 | 0,974 | 1745 | 3490 |
| 12 | 4 | Blocco di appoggio Concrete pad Sabot en béton Bloque de apoço Опорный блок |  | 3,600 | 0,900 | 0,750 | 5520 | 22080 | |
| 13 | 2 | Bilancino di traslazione folle Driving bogie Boggie fou Balancin de traslación loco Не приводной балансир для горизонтального перемещения |  | 1,315 | 0,222 | 0,540 | 600 | 1200 | |
| 14 | 2 | Bilancino di traslazione motorizzato Driven bogie Boggie motorisée Balancin de traslación motorizado Приводной балансир горизонтального перемещения |  | 1,427 | 0,492 | 0,540 | 765 | 1530 | |
| 15 | - | Blocco di zavorra Base ballast block Lest de base Bloque de lastre Блок балласта |  | 3,600 | 1,200 | 0,300 | 2950 | -- | |



PESI E INGOMBRI

PACKING LIST / LISTE DE COLISAGE / GEWICHT UND ABMESSUNGEN / ВЕС И ГАБАРИТНЫЕ РАЗМЕРЫ

| Pos. Item | Pezzi Pieces | Denominazione Description | Schizzo Sketch | Dimensioni Dimensions | | | Peso Weight | |
|----------------------|--------------|---|--|-----------------------|-------|-------|-------------|-------|
| | | | | L | W | H | Unit | Total |
| HC5 - 2,1 mt. | | | | | | | | |
| 16 | - | |  | 2,950 | 2,270 | 2,270 | 1720 | - |
| 17 | - | Elemento di torre monolitico Tower element Elément de mature Elemento de torre monolítico Монолитный башенный элемент |  | 5,900 | 2,270 | 2,270 | 2700 | - |
| 18 | - | |  | 11,800 | 2,270 | 2,270 | 5360 | - |
| 19 | 1 | Elemento di base Base element Mat de base Elemento de base Элемент основания |  | 3,000 | 2,475 | 2,475 | 1925 | - |
| 20 | 1 | Gabbia di montaggio Climbing cage Cage de montage Jaula de montaje Монтажная клеть |  | 8,530 | 3,100 | 2,300 | 7670 | - |
| 21 | 1 | Tronchetto di fondazione Expendable foundation element Elément a sceller Tronco de fundación Ствол основания |  | 1,345 | 2,400 | 2,400 | 820 | - |
| 22 | 4 | Puntoni di base Obliqual legs Jambes de force Cabrios de base Стойки основания |  | 3,640 | 0,220 | 0,300 | 288 | 1152 |
| 23 | 1 | Trave principale della crociera di base Base main beam Poutre de chassis de base Viga principal de la cruceta de base Главная балка крестовины основания |  | 8,890 | 0,620 | 0,720 | 1575 | - |
| 24 | 2 | Semitrave della crociera di base Half base beam Semipoutre de chassis de base Media viga de la cruceta de base Полубалка крестовины основания |  | 4,340 | 0,600 | 0,720 | 700 | 1400 |
| 25 | 4 | Bilancino di traslazione motorizzato Driven bogie Boggie motorisée Balancin de traslación motorizado Приводной балансир горизонтального перемещения |  | 1,427 | 0,492 | 0,540 | 765 | 3060 |
| 26 | 1 | Telaio di raccordo a spinta Climbing cage connection frame Elément de telescopage Bastidor de enlace de empuje Соединительная рама подъемной клетки |  | 2,296 | 2,296 | 1,500 | 1190 | - |



ALTRE INSTALLAZIONI - [RI] 1,88 /42

LOADING PLAN / AUTRES INSTALLATIONS / LADEPLAN / ДРУГИЕ УСТАНОВКИ

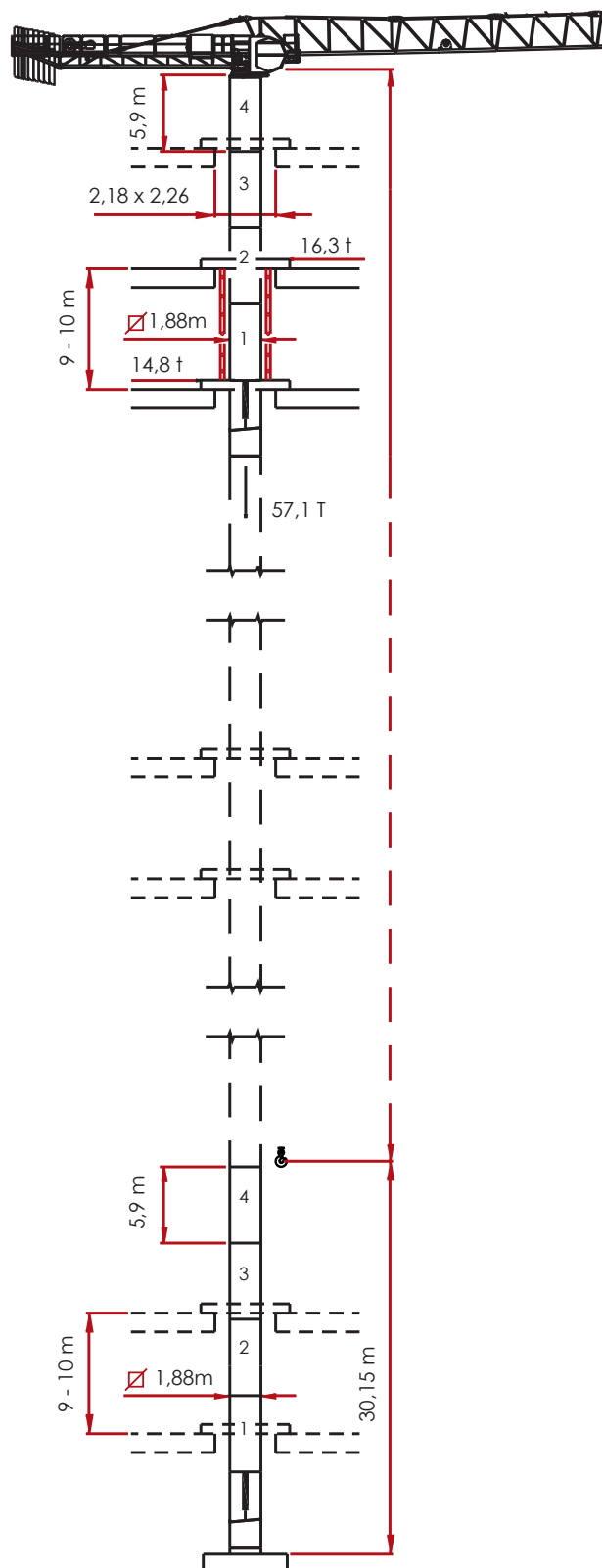
[RI]

GRU IN CAVEDIO

TÉLESCOPAGE SUR DALLES

CLIMBING CRANE

KLETTERKRANE IM GEBÄUDE

Поднимающийся на
плитах перекрытия

ALTRE INSTALLAZIONI - [HC] 1,88/42

LOADING PLAN / AUTRES INSTALLATIONS / LADEPLAN / ДРУГИЕ УСТАНОВКИ

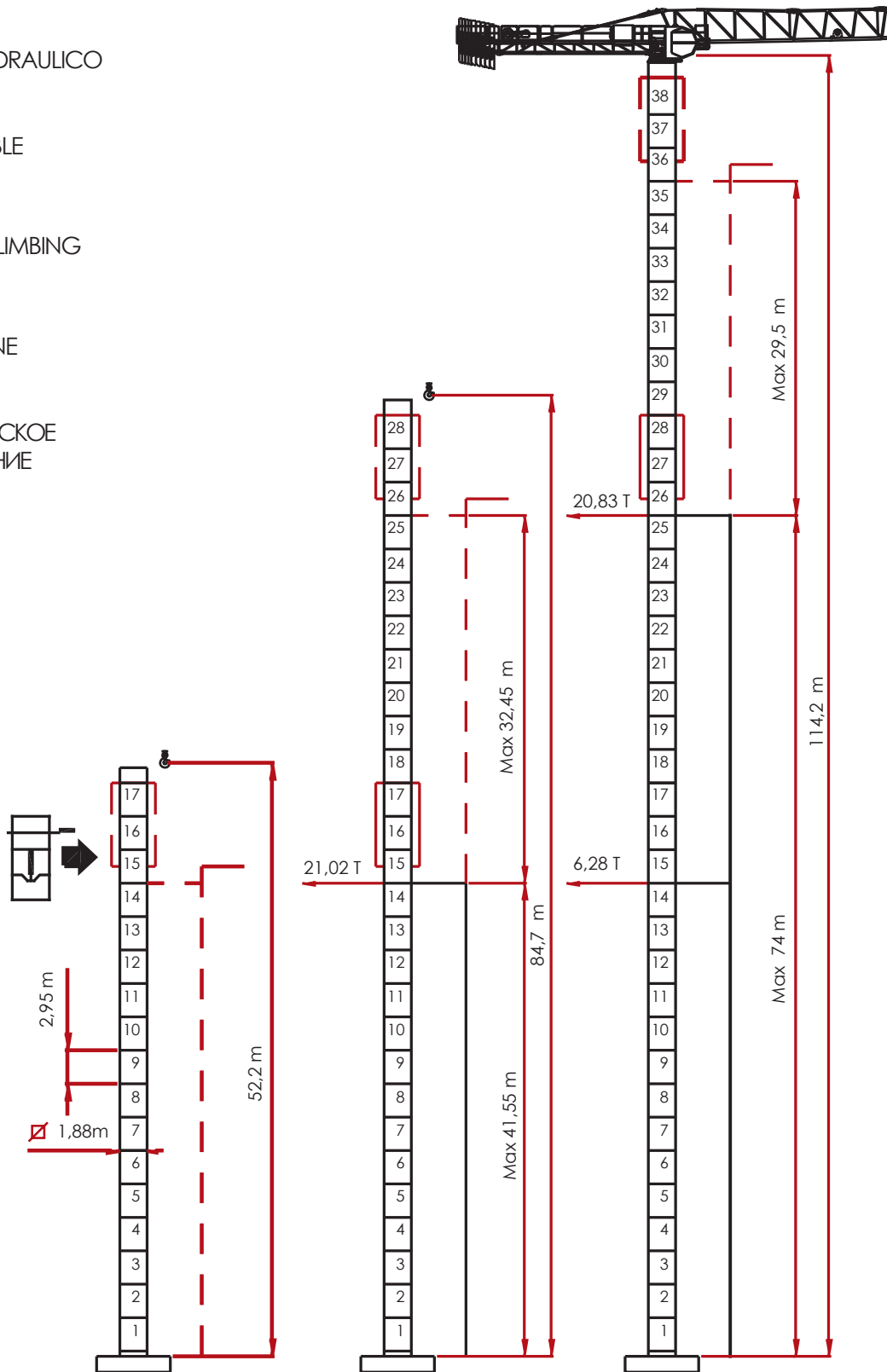
[HC] SOPRALZO IDRAULICO

TELESCOPABLE

EXTERNAL CLIMBING


KLETTERKRANE

ГИДРАВЛИЧЕСКОЕ
НАРАЩИВАНИЕ




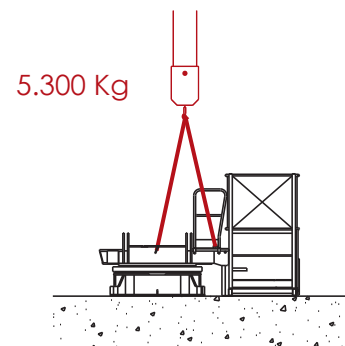
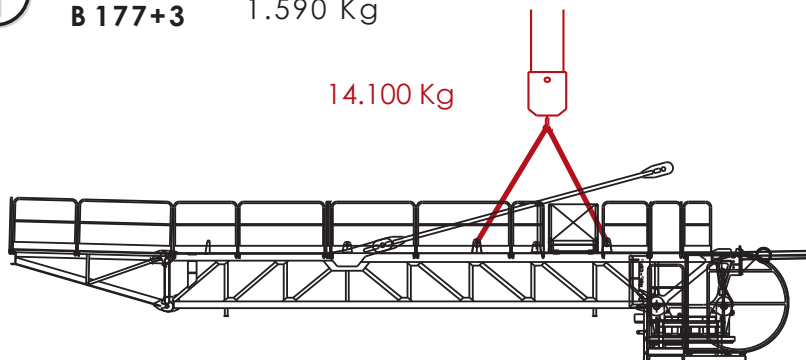
CONTRAPPESI - MONTAGGIO E PUNTI D'IMBRACAGGIO

COUNTERWEIGHTS – ASSEMBLY AND SLINGING POINTS / CONTREPOIDS – MONTAGE ET POINTS D'ÉLINGAGE / GEGENGEWICHTE – MONTAGE UND ANSCHLAGPUNKTE / ПРОТИВОВЕСЫ – УСТАНОВКА И ТОЧКИ КРЕПЛЕНИЯ

| m |  | Kg.Totali |
|------|---|-----------|
| 60.0 | 6A + 3B | 17.412 |
| 54.0 | 6A + 2B | 15.822 |
| 48.0 | 6A + 1B | 14.232 |
| 42.0 | 5A + 1B | 12.125 |
| 36.0 | 4A + 1B | 10.018 |
| 30.0 | 4A | 9.501 |



A 177+3 2.107 Kg
B 177+3 1.590 Kg



BILANCIAMENTO
CONTRAPPESI



VERIFICARE I PUNTI DI
IMBRACAGGIO



ATTENERSI AL NUMERO E
TIPO DI BLOCCHI DI
CONTRAPPESO INDICATO
IN TABELLA



COUNTERWEIGHT
BALANCING

SLINGING POINT CHECK

PLEASE COMPLY WITH
THE NUMBER AND TYPE OF
COUNTERWEIGHT BLOCKS
GIVEN IN THE CHART

ÉQUILIBRAGE
CONTREPOIDS

VÉRIFICATION DES
POINTS D'ÉLINGAGE

S'EN TENIR AU NOMBRE
ET AU TYPE DE BLOCS DE
CONTREPOIDS INDIQUÉ
DANS LE TABLEAU

AUSWUCHTUNG DER
GEGENGEWICHTE
ÜBERPRÜFUNG DER
ANSCHLAGPUNKTE

DIE ANZAHL UND
DEN TYP DER IN DER
TABELLE ANGEGBENEN
GEGENGEWICHTSBLOCKE
EINHALTEN

БАЛАНСИРОВКА
ПРОТИВОВЕСОВ
ПРОВЕРКА ТОЧЕК
КРЕПЛЕНИЯ

СОБЛЮДАТЬ
КОЛИЧЕСТВО И МОДЕЛЬ
ПЛИТ ПРОТИВОВЕСА,
УКАЗАННЫХ В ТАБЛИЦЕ






INFO

RAIMONDICRANES S.p.A.
CORSO GARIBALDI n° 253
20025 LEGNANO [MI] - ITALY



PROJECT

☎ 0039. 0331.548061
📠 0039. 0331.450400



S.A.T.

☎ 0039.0331.548061.258



www.raimondicranes.com
info@raimondicranes.com

MRT 156 [REV. 00.2010] ADL / TECHNICAL DEPARTEMENT
I DATI OGGETTO DELLA PRESENTE SCHEDA POTREBBERO
SUBIRE MODIFICHE SENZA PREAVVISO

DISTRIBUTORE .DEALER .DISTRIBUTEUR .VERTEILER .ДИЛЕР



RAIMONDI CRANES
Building Tower Cranes Since 1946